

**What's New  
in GoldMine 6.7**



Copyright © 2004 FrontRange Solutions USA Inc. All Rights Reserved.

This software includes software developed by the Apache Software Foundation (<http://www.apache.org/>).

The Sentry Spelling-Checker Engine Copyright © 1999 Wintertree Software Inc.

USE OF THIS SOFTWARE AND ITS RELATED USER DOCUMENTATION IS SUBJECT TO THE TERMS AND CONDITIONS OF THE APPLICABLE END-USER LICENSE AGREEMENT (EULA), A COPY OF WHICH IS FOUND IN THE USER DOCUMENTATION. YOU MUST AGREE TO THE TERMS AND CONDITIONS OF THE EULA IN ORDER TO USE THIS SOFTWARE. IF YOU DO NOT AGREE TO THE TERMS AND CONDITIONS OF THE EULA, PROMPTLY RETURN THE UNUSED SOFTWARE IN ITS UNOPENED CD PACKAGE TO THE PLACE FROM WHICH YOU OBTAINED IT FOR A REFUND.

WARNING: The software described in this manual and its related user documentation are protected by copyright law. In no event, shall any part of the related user documentation be copied, reproduced, distributed, transmitted, stored in a retrieval system, or translated into any language, without the express written permission of FrontRange Solutions USA Inc.

Contact FrontRange Solutions USA Inc. at our Web site: [www.frontrange.com](http://www.frontrange.com)

(Jan. 2004)/GM67090104



## Trademark Notices

### FrontRange Trademark Information

The following are trademarks of FrontRange Solutions USA Inc. and/or its affiliates in the United States and/or other countries:

FrontRange Solutions®, GoldMine®, GoldSync®, GoldMine® Answer Wizard™, GoldMine® Management Intelligence™, GoldMine® Manager's Console™, iGoldMine™, HEAT®, HEAT® Service & Support™, HEAT® PowerDesk™, iHEAT™, HEAT® Self Service™, HEAT® Manager's Console™, HEAT® Answer Wizard™, HEAT® Quick Start Wizard™, InfoCenter®, Automated Processes™, First Level Support®, GoldMine® CustomerIQ®, HEAT® CustomerIQ®, CustomerIQ® and other FrontRange products and brands.

### Other Trademark Information

The following are trademarks of their respective owners or companies:

TRADEMARK OR REGISTERED TRADEMARK	COMPANY
ACT!®	CRM Division of Best Software Inc.
Adobe®, Acrobat® and Reader®	Adobe Systems Inc.
Apple®, Mac® OS, and Macintosh®	Apple Computer, Inc.
Avaya®	Avaya, Inc.
Beyond Gold™	Computerese
Borland® Interbase®	Borland International Inc.
Calyx®	Calyx Software
Cisco®	Cisco Technology, Inc.
Citrix®	Citrix Systems, Inc.
Corel®	Corel Corporation
Crystal Reports®	Business Objects S.A.
dBASE®	dBASE Inc.
dbCams+™	Financial Computer Support, Inc.
Genesis®	Genesis Telecommunications Laboratories, Inc.
Genesis 2000®	Genesis 2000, Inc.
GlobalCall®	IDT Corporation
GoldBox©	copyright of Redstone Softbase Company
GraphOn® and GO-Global®	GraphOn Corporation
Great Plains®	Great Plains Software Inc.
Hewlett Packard®	Hewlett Packard Company
IBM®, Lotus®, and Lotus Organizer®	IBM Corporation
InaPlex™ and Inaport™	Inaplex Limited
Intel®, Pentium® and Dialogic®	Intel Corporation
Intuit®, QuickBooks®, and QuickBooks Pro®	Intuit Inc.
KNOWLIX™	Peregrine Systems Inc.

TRADEMARK OR REGISTERED TRADEMARK	COMPANY
LANDesk®	LANDesk Group Ltd.
Linux®	Linus Torvalds
Maximizer Enterprise™	Multiactive Software
Microsoft®, Active Directory®, Microsoft® SQL Server™, ActiveX®, Outlook®, Windows®, Windows NT®, .Net™, Visual Fox-Pro®, Microsoft Exchange Server®, and Microsoft®.NET™	Microsoft Corporation
Netcensus®	Tally Systems Corporation
Netilla®	Netilla Networks, Inc.
Netscape® and Netscape Navigator®	Netscape Communications Corp.
NextPage®, Folio®, Folio Views®, Folio Publisher®, Folio Builder®, Folio Integrator®, NXT™, NextPage Triad™, NextPage Contenta™, NextPage Solo™, Rapidapps™, Matrix™, and Live-Publish™	NextPage, Inc.
Novell®, Netware®, and Groupwise®	Novell, Inc.
OmniRush™ (formerly FaxRush®)	Z-Firm LLC
Oracle®	Oracle Corporation
Palm®, MyPalm™, Palm Powered™, Palm.Net®, PalmOS®, and PalmPak®	Palm, Inc.
Red Hat®	Red Hat, Inc.
RightFax®	Captaris, Inc.
Rolodex®	Rolodex Corp.
Sage Line™	The Sage Group plc
SaleMaker®	SaleMaker Corp.
Scansoft® and SpeechPearl®	Scansoft, Inc.
SPARC®	SPARC International Inc.
Sun®, Java™, and Solaris®	Sun Microsystems, Inc.
Sybase®	Sybase, Inc.
Symantec®, pcAnywhere®, and WinFax®	Symantec Corporation
UNIX®	UNIX System Laboratories, Inc.
VNC™	AT&T Laboratories Cambridge
Voxpoint®	Cayo Communications, Inc.
Visor®	Handspring, Inc.
Zetafax®	Equisys PLC Company

Other products and brands are registered trademarks or trademarks of their respective owners/companies.

FrontRange Solutions Software Product: **GoldMine®**  
(Rev. Sept. 2004)

**END-USER LICENSE AGREEMENT (“EULA”)**

**IMPORTANT – READ CAREFULLY**

THIS EULA IS A LEGAL AGREEMENT BETWEEN YOU (“YOU” OR “LICENSEE”) AND FRONTRANGE SOLUTIONS USA INC., A COLORADO CORPORATION (“FRONTRANGE SOLUTIONS”), FOR THE SOFTWARE PRODUCT IDENTIFIED ABOVE WHICH INCLUDES COMPUTER SOFTWARE AND ASSOCIATED MEDIA AND DOCUMENTATION (COLLECTIVELY “LICENSED SOFTWARE”). BY OPENING THE SOFTWARE PACKAGING, COMPLETING THE SERIALIZATION PROCESS, OR DOWNLOADING, INSTALLING, ACCESSING OR UTILIZING THE LICENSED SOFTWARE OR CLICKING THE “I ACCEPT” BUTTON, YOU AGREE TO BE BOUND BY THE TERMS OF THIS EULA. IF YOU DO NOT AGREE WITH THE TERMS OF THIS EULA, PROMPTLY RETURN THE UNUSED LICENSED SOFTWARE TO THE PLACE FROM WHICH YOU OBTAINED IT FOR A REFUND.

1. Protection/Ownership. The Licensed Software may include software owned by third parties (collectively “Third-Party Owners”). The Third-Party Owners are third-party beneficiaries of this EULA and You agree to be bound to them under all the terms and conditions of this EULA, unless and to the extent that a separate license agreement for such software governs. The Licensed Software is protected by copyright and other intellectual property laws. FrontRange Solutions or a Third Party Owner retain ownership of the Licensed Software and the copies of the Licensed Software provided herewith. The Licensed Software is licensed to Licensee for use subject to the terms set forth in this EULA.
2. Grant of License. FrontRange Solutions hereby grants to Licensee and Licensee fully accepts, upon delivery, a nonexclusive, nontransferable and perpetual (unless earlier terminated as provided below) right to use only the executable version (no source code) of the Licensed Software for its own internal business purposes. Installation of the Licensed Software may entail completion of a serialization procedure in which You will be required to enter a serialization code(s) provided to You as a part of the Licensed Software. You agree not to disclose the serialization code(s) provided to You to any third party other than an authorized FrontRange Solutions reseller (“Reseller”). The serialization code indicates to the loaded Licensed Software the number of authorized concurrent users covered by the license.
3. Scope of License. You are allowed only the number of concurrent users of the Licensed Software as shown in the corresponding purchase order or other order confirmation form. The number of authorized concurrent users covered by the license will be visually displayed to You during the serialization procedure. A remote user accessing the Licensed Software (via a web-enabled product) is considered to be utilizing one concurrent user license. Nothing in this paragraph shall limit Licensee from allowing its employees, agents or representatives or the employees, agents or representatives of Licensee’s parent, subsidiaries or affiliates, if any, from accessing or using the Licensed Software for Licensee’s own internal business purposes; provided, however that the total number of concurrent users does not exceed the number of authorized concurrent users covered by the license.
4. Registration/Audit. The installation process may require you to register the Licensed Software with user information and the Licensed Software may contain an automated audit tool whereby FrontRange Solutions will receive notification of Your licensed limits and user information. Any personal information collected (1) will be used solely for registration and license limit auditing purposes for the Licensed Software and to provide You with important information about the Licensed Software, (2) will be stored in computer servers with limited access that are located in controlled facilities and/or under SSL protocol, (3) may be stored and processed in the United States or any other country in which FrontRange or its affiliates, subsidiaries or agents maintain facilities and by using this Licensed Software, you consent to any such transfer of information outside of your country, (4) may be stored indefinitely, (5) will not be shared with any government agency, private organization, or the public, except with your consent or as required by law.

5. Additional users. If You wish to expand the number of authorized concurrent users covered by the license You may be able to purchase the additional licenses from FrontRange Solutions or a Reseller. Such added licenses will be affected by the provision of additional serialization code(s) by FrontRange Solutions.
6. Transfer. To the maximum extent permitted by applicable law, Licensee may not resell or otherwise transfer for value the Licensed Software. Notwithstanding the foregoing, Licensee may assign all of its licensed rights and duties under this EULA to a third-party that: (a) directly or indirectly controls Licensee; (b) is controlled by or under common control with Licensee; or (c) purchases all or substantially all of Licensee's assets; provided, however, that (i) Licensee gives written notice to FrontRange Solutions of the transfer or assignment; (ii) the permitted third-party assignee agrees to be bound by all the terms herein and completes and returns a registration card or other requested transfer documentation to FrontRange Solutions; and (iii) in no circumstance shall any transfer or assignment, unless specifically agreed upon in writing, (y) release Licensee from any prior outstanding obligation under this EULA, or (z) allow Licensee or Licensee's transferee or assignee, collectively, to utilize more licenses than the number of licenses authorized under this EULA. If You transfer the Licensed Software, You must simultaneously transfer possession of all associated media and documentation, and remove all Licensed Software from Your computers.
7. Restrictions. You agree not to copy the Licensed Software except for backup and disaster recovery purposes, or as described in the documentation comprising the Licensed Software. If You make backup copies of the Licensed Software, the original copy of the Licensed Software and all backup copies that You make may not leave your control and are owned by FrontRange Solutions or a Third Party Owner. You agree that this is a license only and that no title passes to You. You agree not to challenge FrontRange Solutions' rights in or otherwise attempt to assert any rights in the Licensed Software, except those provided under this EULA. You agree not to disclose, modify, decompile, translate, disassemble or reverse engineer the Licensed Software. You agree not to distribute, rent or lease the Licensed Software. You agree not to use the Licensed Software as a commercial hoster or application service provider. You agree to use the Licensed Software only as expressly permitted under this EULA and in accordance with the accompanying documentation and any other written instruction provided. You acknowledge that the Licensed Software contains information deemed confidential or otherwise proprietary to FrontRange Solutions or a Third Party Owner, and You agree to handle the Licensed Software with at least the same degree of care employed with respect to Your own confidential or proprietary information.
8. Links to Third-Party Sites. You may link to third-party sites through the use of the Licensed Software. FrontRange Solutions is providing such links to you as a convenience only. FrontRange Solutions does not generate or control the content of the third-party sites and is not responsible for and does not endorse the policies, practices or contents of any third-party sites.
9. Warranty/Remedy/Limitation of Liability. TO THE MAXIMUM EXTENT PERMITTED BY APPLICABLE LAW, THE WARRANTY AND REMEDY SET FORTH BELOW ARE EXCLUSIVE AND IN LIEU OF ALL OTHER WARRANTIES AND REMEDIES, ORAL OR WRITTEN, EXPRESSED OR IMPLIED. Except as provided for in this EULA, no FrontRange Solutions reseller, dealer, agent or employee is authorized to modify or add to the following warranties and remedies.

FrontRange Solutions warrants that for a period of ninety (90) days following delivery of the Licensed Software (i) the media on which the Licensed Software is furnished shall be free from defects in materials and workmanship under normal use; and (ii) the Licensed Software will perform substantially in accordance with FrontRange Solutions' user documentation accompanying the Licensed Software. FrontRange Solutions does not warrant that the Licensed Software will meet Your requirements or that the operation of the Licensed Software will be uninterrupted or error free or that all defects will be corrected. This Limited Warranty is void if failure of the Licensed Software has resulted from accident, abuse, modification, or misapplication of the Licensed Software.

If You believe there is a defect in the Licensed Software such that it does not meet the Limited Warranty provided above, You must notify FrontRange Solutions in writing within the 90-day warranty period. FrontRange Solutions' entire liability and Your exclusive remedy with regard to the Limited Warranty, shall be, at FrontRange Solutions' sole discretion, either repair or replacement of the Licensed Software or a refund of the amount paid by You for the Licensed Software (provided in that case that You also return the Licensed Software). Any repaired or replacement Licensed Software shall be warranted for the remainder of the original warranty period.

To the maximum extent permitted by applicable law, except as provided above, FRONTRANGE SOLUTIONS MAKES NO WARRANTY OR REPRESENTATION, EITHER EXPRESSED OR IMPLIED WITH RESPECT TO THE LICENSED SOFTWARE, ITS QUALITY, PERFORMANCE, NON-INFRINGEMENT, MERCHANTABILITY, OR FITNESS FOR A PARTICULAR PURPOSE.

UNLESS BOTH EXPRESSLY REPRESENTED AND AGREED IN WRITING, THE LICENSED SOFTWARE IS NOT DESIGNED, OR INTENDED FOR USE IN ANY MEDICAL, LIFE SAVING OR LIFE SUSTAINING SYSTEMS, TRANSPORTATION SYSTEMS, NUCLEAR SYSTEMS, OR FOR ANY OTHER MISSION CRITICAL APPLICATION IN WHICH THE FAILURE OF THE LICENSED SOFTWARE COULD CREATE A SITUATION WHERE SUBSTANTIAL PROPERTY DAMAGE OR PERSONAL INJURY OR DEATH MAY OCCUR. FRONTRANGE SOLUTIONS AND ANY THIRD-PARTY OWNERS RECOMMEND AGAINST, AND DISCLAIM ANY LIABILITY FOR, USE OF THE LICENSED SOFTWARE IN ANY SUCH APPLICATION.

You understand and acknowledge that FrontRange Solutions will not be liable for network-related problems attributable to the operation of the Licensed Software and that network configuration changes may affect the system's performance.

To the maximum extent permitted by applicable law, and except for liability arising under paragraph 10 below, FrontRange Solutions' entire liability under this EULA shall be limited to the amount paid by You for the Licensed Software.

IN NO EVENT WILL FRONTRANGE SOLUTIONS BE LIABLE FOR INDIRECT, SPECIAL, INCIDENTAL OR CONSEQUENTIAL DAMAGES ARISING OUT OF THE USE OR INABILITY TO USE THE LICENSED SOFTWARE, even if advised of the possibility of such damages. In particular, and without limitation, FrontRange Solutions shall have no liability for any data stored or processed with the Licensed Software, including the costs of recovering such data.

10. Indemnification. FrontRange Solutions will defend, indemnify and hold Licensee harmless from any third party claim that the Licensed Software infringes any copyright, trademark or trade secret owned or controlled by the third party; provided, however, that (i) FrontRange Solutions shall be notified promptly in writing by Licensee of any such claim; (ii) FrontRange Solutions shall have sole control of the defense of any action on such claim and all negotiations for its settlement or compromise; (iii) Licensee shall cooperate with FrontRange Solutions, at FrontRange Solutions' expense, in a reasonable way to facilitate the settlement or defense of such claim; (iv) such claim does not arise from Licensee's modifications not authorized by FrontRange Solutions; and (v) should the Licensed Software become, or in FrontRange Solutions' opinion likely to become, subject to such claim of infringement, then Licensee shall permit FrontRange Solutions, at FrontRange Solutions' option and expense, either (a) to procure for Licensee the right to continue using the Licensed Software, or (b) to replace or modify the Licensed Software so that it becomes noninfringing and performs in a substantially similar manner to the original product, or (c) upon failure of (a) or (b), despite the reasonable efforts of FrontRange Solutions, to terminate this EULA and return the license fee paid by Licensee for the Licensed Software.
11. Maintenance and Support. FrontRange Solutions provides maintenance and/or technical support (including upgrades and enhancements) for the Licensed Software only through separate Agreements. Please contact FrontRange Solutions or the place from which You obtained the Licensed Software if You wish to obtain maintenance and/or technical support through the execution of such an agreement.

12. Compliance; Export Control; Privacy. You must comply with all applicable laws and regulations in Your use of the Licensed Software. You may not export, ship, transmit, or re-export the Licensed Software in violation of any applicable law or regulation, including, without limitation, the Export Administration Regulations issued by the United States Department of Commerce, or any such similar law or regulation issued by such other governmental entity which may have jurisdiction over such export. Further, You agree to abide by all applicable data protection, SPAM, privacy and similar rules, directives and other laws in Your use of the Licensed Software.
13. United States Government Restricted Rights. THIS SECTION APPLIES ONLY TO LICENSING OR USE BY THE FEDERAL GOVERNMENT OF THE UNITED STATES. The Licensed Software is provided with RESTRICTED RIGHTS. Use, duplication, or disclosure by the federal government is subject to restricted rights as set forth in section (c) of The Rights in Technical Data and Computer Software clause at 252.227-7014 for DOD contracts and at FAR (48 CFR 52.227-19) for civilian agency contracts or other comparable agency clauses.
14. Termination. Your right to use the Licensed Software continues until this EULA is terminated. You may terminate this EULA at any time by destroying all of Your copies of the Licensed Software. This EULA will automatically terminate if You fail to comply with the material terms of this EULA. Upon any termination, You agree to remove all Licensed Software from Your computers, destroy all copies of the Licensed Software, and, upon request from FrontRange Solutions, certify in writing Your compliance herewith.
15. Severability. If any of the terms, or portions thereof, of this EULA are invalid or unenforceable under any applicable statute or rule of law, the court shall reform the contract to include an enforceable term as close to the intent of the original term as possible; all other terms shall remain unchanged.
16. Whole Agreement. This EULA and any applicable FrontRange Solutions order form or maintenance and support agreement or like document constitutes the entire agreement between You and FrontRange Solutions relating to the licensed rights for the Licensed Software, and any additions to, or modifications of, this EULA shall be binding upon the parties only if the same shall be in writing and duly executed by You and by a duly authorized representative of FrontRange Solutions. THE TERMS AND CONDITIONS OF ANY CORRESPONDING PURCHASE ORDER OR OTHER ORDER CONFIRMATION FORM RELATING TO THE LICENSED SOFTWARE ARE ONLY BINDING ON FRONTRANGE SOLUTIONS IF SUCH TERMS AND CONDITIONS ARE AGREED TO IN WRITING IN ACCORDANCE WITH THE PRIOR SENTENCE AND IN A DOCUMENT OTHER THAN THE PURCHASE ORDER OR OTHER ORDER CONFIRMATION FORM.
17. Waiver. The waiver or failure of either party to exercise in any respect any right provided for in this EULA shall not be deemed a waiver of any further or future right under this EULA.
18. Assignability. This EULA shall inure to the benefit of, and is freely assignable to, FrontRange Solutions' successors and assignees of rights in the Licensed Software.
19. Resellers. If Licensee acquired the Licensed Software through a Reseller, Licensee acknowledges that (i) payment and delivery terms for the Licensed Software must be established separately and independently between the Licensee and the Reseller; (ii) this EULA constitutes the entire agreement between the Licensee and FrontRange Solutions regarding the license rights for the Licensed Software as described above and is controlling; (iii) the terms and conditions of any purchase order or any other agreement between the Licensee and the Reseller are not binding on FrontRange Solutions; (iv) the Reseller is not FrontRange Solutions' agent and is not authorized to alter, amend or modify the terms of this EULA or to otherwise grant any license or other rights relating in any way to the Licensed Software; and (v) Licensee's nonpayment of any amount due to a Reseller or any other relevant third party relating to its licensed rights under this EULA shall constitute a basis for FrontRange Solutions' termination of this EULA. Licensee further acknowledges that FrontRange Solutions makes no representation or warranty with regard to any services provided by any Reseller, or any actions or failures to act by any Reseller.

If Reseller received the Licensed Software as Not-For-Resale (or 'NFR') software in connection with a FrontRange Solutions reseller or other channel program, then this Licensed Software may only be used by Reseller, Reseller's right to use the Licensed Software shall be subject to the terms of such program and applicable reseller agreement, and will terminate upon Reseller's termination from such program or such earlier time as set forth in applicable reseller agreement.

20. Contact. All questions concerning this EULA shall be directed to:

FrontRange Solutions USA Inc.  
1125 Kelly Johnson Blvd.  
Colorado Springs, CO 80920  
Attention: General Counsel  
Phone: 719.531.5007  
Fax: 719.799.1042  
Email: [General.counsel@frontrange.com](mailto:General.counsel@frontrange.com)



# Contents

## Introduction

Welcome to GoldMine 6.7 .....	1
About this Guide .....	2
Audience and Expertise .....	2
Document Conventions .....	2
Resources .....	4
Contact Us .....	4

## What's New in GoldMine 6.7

Overview .....	1-1
Working with the	
Lookup Wizard .....	1-2
Using the Lookup Wizard .....	1-2
Saving Query Parameters .....	1-4
SoftPhone .....	1-5
Palm PDA Synchronization .....	1-7
Setting User Permissions	
for Palm PDA Synchronization .....	1-8
Working With Record Types .....	1-9
Searching by Record Type .....	1-9
Administrating Auto-Fill by ZIP Code .....	1-9
Integrating with .NET .....	1-10



## in this chapter...

Welcome  
About This Document  
GoldMine Resources  
Contact Us

INTRODUCTION



# Introduction

---

## Welcome to GoldMine 6.7

GoldMine is a business contact management tool with sales force and marketing automation functionality for individuals and teams.

GoldMine 6.7 enhanced functionality includes a new Lookup Wizard, advanced security and control features for PDA synchronization, with developer enhancements such as an XML wrapper for the API as well as compatibility with .NET development environments.

## About this Guide

### Audience and Expertise

The information in this manual is written for GoldMine users and system administrators reviewing the new features and enhancements. It assumes the user has a basic understanding of databases and the Microsoft Windows operating system.


### Document Conventions

This document uses the following terms and syntax when explaining steps and procedures:

- Menu bar commands and the corresponding menu item are presented as **File>>Print**. This means you should select the word **File** on the menu bar, and then click **Print** in the drop-down menu.
- Dialog box, window, menu, and menu bar names begin with uppercase letters and are referenced in bold text when they are the result of an action. For example: "Click **OK**. The **Select a Data Source** dialog box appears." Bold text may also be used if needed for emphasis on the first mention of that item.
- Command buttons you click on-screen are referenced in bold text or pictured as they actually appear.

*Example:* **OK** or 

- Tips are presented in the margins to provide users with alternative procedures or with suggestions for using the feature.
- Notes are presented with a line above and below the paragraph; the word **Note** always appears in bold text. Notes provide information to supplement or emphasize information in the text.

- Important Notes are presented with a line above and below the paragraph; the word **IMPORTANT** is always capitalized and appears in bold text. Important notes provide information essential to the text.
- Cautions are presented with the word **CAUTION** in all capital letters and bold text. Cautions alert users that failure to read and use information provided may result in data loss.
- Warnings are presented with the word **WARNING** in all capital letters and bold text. Warnings alert users that failure to read and use information provided may result in functionality and/or data loss.
- Cross-references are presented with a book icon . Cross-references inform users that related or additional information is available in another topic or manual.

## Resources

- **GoldMine Help** (access from the Help menu)
- **What's New in GoldMine**
- **GoldMine Installation Guide**
- **Using GoldMine**
- **Administrating GoldMine**
- **Manager's Console/Answer Wizard**

---

**IMPORTANT:** Manuals are available in PDF format from the Installation CD-ROM or NetUpdate download or from **support.fronrange.com** for maintenance customers.

---

## Contact Us

### Support Site

FrontRange Solutions can answer your technical support questions about HEAT, GoldMine, and FrontRange Service Management. Visit:

**[support.fronrange.com](http://support.fronrange.com)**

### Contact Information

**FrontRange Solutions Headquarters:**

6701 Koll Center Parkway, Suite #250  
Pleasanton, CA 94566-7075  
TEL: 925.750.1200 and + 925.750.1205

**Colorado Springs Office:**

1125 Kelly Johnson Blvd.  
Colorado Springs, CO 80920  
TEL: 800.776.7889 and 719.531.5007

Offices are also located in Los Angeles, United Kingdom, Germany, Italy, South Africa, Australia, Singapore and China.

## in this chapter...

Overview  
Working with the Lookup Wizard  
SoftPhone  
PDA Synchronization  
Working with Record Types  
Integrating with .NET

CHAPTER ONE

1

# What's New in GoldMine 6.7

---

## Overview

The new features and enhancements available in GoldMine 6.7 are designed to support a variety of business processes while improving efficiency and usability and automating administration.

This document is intended to provide you with general information about the new features in GoldMine 6.7. The information is designed to work with the online Help where in-depth information and step-by-step instructions are available. To access the online Help, select **Help>>Help Topics** or press **F1**.



---

For a detailed list of new features, changes, and fixes, select **Help>>Release Notes**.

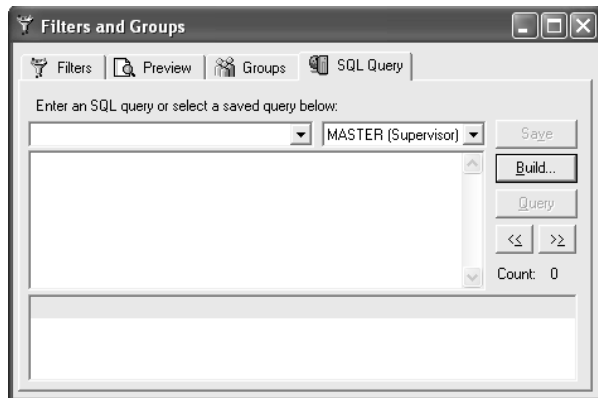
## Working with the Lookup Wizard

The new GoldMine Lookup Wizard is a centralized search tool that helps users build SQL query strings to locate specific records and contact information stored in your GoldMine database. Guided by a step-by-step wizard, users can customize query parameters to quickly locate the information they need. You can then use the query results to create a grouping of contacts, which can then be used as a contact range for actions such as campaigns, mail merges, and so on. Query storage features allow users to save and reuse custom query parameters.

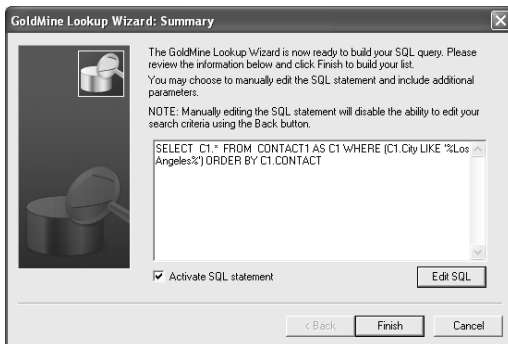
### Using the Lookup Wizard

Rather than having to manually create an SQL query, the Lookup Wizard will automatically generate and run an SQL query based on a series of inputs provided by the user.

To access the Lookup Wizard, select **Lookup>>SQL Queries** and click **Build**.

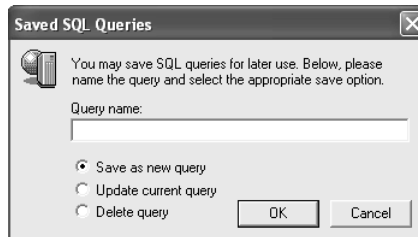


The queries that are generated are based on Category radio buttons. You can choose **Contact information**, **Pending Activities (Calls, Forecasted Sales, E-mails, etc.)**, or **Completed activities (Calls, Sales, E-mails, etc.)**. The next series of inputs will be based on which of the Category radio buttons the user selects. After the user selects the appropriate criteria, the **GoldMine Lookup Wizard: Summary** dialog box will appear containing the automatically generated SQL query. The user may choose to edit the SQL query by clicking the **Edit SQL** button. Select the **Activate SQL statement** check box to automatically run the query when you click **Finish**. You may also choose to run the query after selecting **Finish** by clicking the **Query** button.



## Saving Query Parameters

To save the SQL query that you manually created or one that was created via the Lookup Wizard, click the **Save** button. The **Save SQL Queries** dialog box appears.



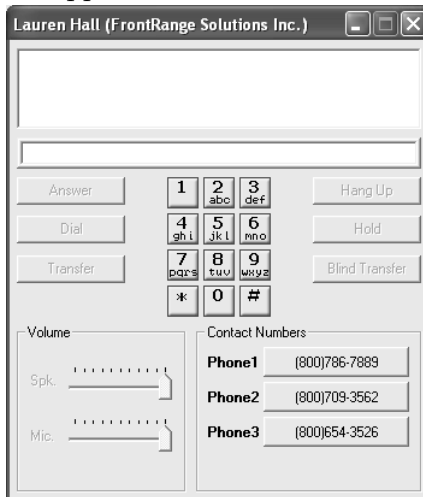
Next, enter a name for the query. In the Save SQL Queries dialog box, you may choose to **Save as new query**, **Update current query**, or **Delete query**. Click **OK** to close the dialog box after making your selection. Click **Cancel** to exit the **Saved SQL Queries** dialog box without saving, updating, or deleting queries.

To select a saved query, you may either choose the query from the drop-down list or click the << or >> buttons to scroll through the queries. You can output the query results to the printer, Microsoft Excel, Microsoft Word, or to the clipboard by right-clicking on the result.

# SoftPhone

GoldMine 6.7 includes an integrated SoftPhone that utilizes SIP (Session Initiation Protocol) and VoIP (Voice over IP) technology to place and answer calls with your contacts.

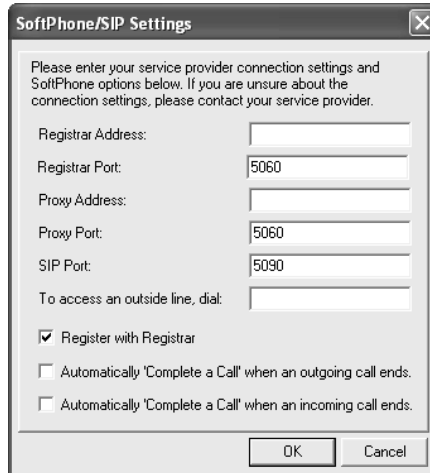
To access the SoftPhone, select **Contact>>Dial Phone>>Launch SoftPhone**. The SoftPhone control box appears.



With SoftPhone, you can **Answer** incoming calls, manually **Dial** phone numbers, **Transfer** calls, **Hang up**, place calls on **Hold**, and **Blind Transfer** calls to another number or GoldMine user.

## SoftPhone Advanced Settings

To access SoftPhone advanced settings (service provider connection settings and SoftPhone options), select **Edit>>Preferences**. Select the **Telephony** tab. Click on the **Advanced** button to open the **SoftPhone/SIP Settings** dialog box.



The screenshot shows a dialog box titled "SoftPhone/SIP Settings" with a close button (X) in the top right corner. The dialog contains the following text and controls:

Please enter your service provider connection settings and SoftPhone options below. If you are unsure about the connection settings, please contact your service provider.

Registrar Address:

Registrar Port:

Proxy Address:

Proxy Port:

SIP Port:

To access an outside line, dial:

Register with Registrar

Automatically 'Complete a Call' when an outgoing call ends.

Automatically 'Complete a Call' when an incoming call ends.

At the bottom of the dialog are two buttons: "OK" and "Cancel".

---

## Palm PDA Synchronization

GoldMine 6.7 enhances PDA Synchronization security and control for Palm OS3 and above. Older Palm devices support only 4 custom fields, as opposed to the 9 custom fields that newer Palm devices support. Users can now exercise more control when synchronizing between GoldMine and their Palm OS powered PDA or smartphone, including the ability to select from the specific activity types they need. Improved security features enhance the synchronization process for multi-user environments, applying GoldMine update and deletion rules to data synchronized from the Palm device.

---

**Note:** In order to synchronize with GoldMine 6.7, you must have HotSync software version 4.0 or above.

---

---

**Note:** Older Palm devices support only 4 custom fields for field mapping, as opposed to the 9 custom fields that newer Palm devices support.

---

## Setting User Permissions for Palm PDA Synchronization

Additional security options allow administrators to control who can synchronize and what can be synchronized.

To define the Palm synchronization for a user, select **File>>Synchronize>>Synchronize with Palm/Treo**. The **GoldMine Palm Synchronization Wizard** appears, which will allow the administrator to assign user-specific permissions.



The GoldMine Synchronization Wizard allows you to:

- Choose the type of data and the direction in which the data will synchronize between GoldMine and your Palm device.
- Configure contact synchronization options by choosing a filter and/or group of contacts and other settings.
- Map GoldMine data fields to custom Palm data fields.
- Filter activities based on their type, Reference field value, or other parameters.
- Choose which activities will synchronize based on the schedule date.
- Choose the type of deletions that will synchronize.
- Set purge options for previously synchronized data.
- Limit the synchronization of Palm information to specific categories.

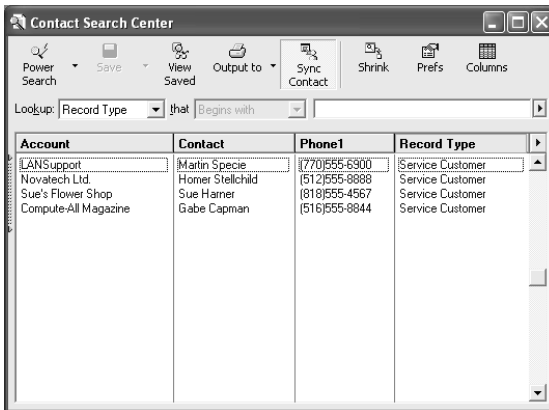
# Working With Record Types

Enhanced logic makes it easier for users to work with data records. Users can now perform searches for record types instead of field names, making it easy for users to find information without identifying a particular field name. Logical pick lists display field names for the selected record type.

An intuitive auto-fill feature allows automated city and state field population when users type in a ZIP code.

## Searching by Record Type

To search by Record Type, open the Contact Search Center by selecting **Lookup>>Indexed Fields>>Record Type**. You may also select **Lookup>>Contact**, then change the Lookup dropdown to **Record Type**.



## Administrating Auto-Fill by ZIP Code

For Additional Contacts (on the Contacts tab in the Contact record) GoldMine will auto-fill the **City**, **State**, and **ZIP/Postal code**. Select the **Auto-fill with Primary Address** check box to activate this feature.

## Integrating with .NET

The new API makes it easier to integrate with GoldMine by providing an XML-based programming interface and COM server. The API as a whole is also compatible with Microsoft .NET development tools like VB.NET and C#, again, simplifying the process of integrating with GoldMine.

The XML wrapper provides access to all previous functions available in the non-XML capable API available in previous versions of GoldMine.

GoldMine 6.7 also provides user-interface level integration tools that allow developers to interact. It is now possible to replace DDE with COM, which is a huge advantage for developers and TechPartners. The main advantages are:

- It implements use of current technology instead of DDE, which is very old and not widely supported.
- It is compatible with all COM-capable development tools.
- It is compatible with .NET applications.
- It allows for growth into a full UI API.
- It allows for the rewrite of Excel/Word link without having to load BDE.
- It will be easier to use an XML-base interface.

The COM server implements all the relevant DDE functions (and others will be added as well). An application that previously used DDE can now switch to communicating to GoldMine with this new interface.

Eventually, everything you currently do with the DDE interface, you will be able to do with COM and XML.

The description has 2 parts:

1. The XML API
2. The UI API to the running

The XML API and the UI API use the same basic schema to perform their actions.

```
<GMAPI  
  call="CallName"><dataname="DataName">XXXXXX</  
  data>...</GMAPI>
```

Eventually, this will evolve into a "retro-written" XML-schema and DTD for the full APIs.

The XML API basically wraps the existing GM API and makes a much simpler interface. All of the low-level functions to perform the actions that the non-XML API programmer would need are hidden. It self-documents the failures instead of giving cryptic return messages.

Obviously, in order to use either interface, you need a working knowledge of XML, or at the very least you need to be able to put XML well-formed strings together. Since this is a back-end programming piece, you need a working knowledge of COM. The end user should also have a working knowledge of the older standard function calls for the older gmx32.dll version of the GoldMine API. Please see the Open Developer section of our support Web site or our Partner section of the Web site to become a Technology Partner.



# Index

## A

Audience and Expertise, 2  
Auto-fill  
    ZIP codes, 1-9

## C

Campaign Management Center, 1  
Contacting  
    FrontRange Solutions, 4

## D

Document Conventions, 2

## F

FrontRange Solutions  
    contact, 4

## G

GoldMine

    overview of new features, 1-1  
GoldMine 6.7  
    defined, 1  
    improvements, 1

## H

Help, 4

## L

Lookup Wizard  
    overview, 1-2  
    saving query parameters, 1-4  
    using, 1-2

## M

Manuals, 4

## O

Online Help, 4, 1-1  
Overview

- Lookup Wizard, 1-2
- PDA Synchronization, 1-7
- Record Types, 1-9

## **P**

- PDA Synchronization
  - overview, 1-7
  - setting user permissions, 1-8

## **R**

- Record Types
  - auto-fill by ZIP code, 1-9
  - overview, 1-9
  - searching by, 1-9

## **S**

- Saving
  - query parameters, 1-4
- Searching
  - by Record Types, 1-9
- Setting
  - PDA synchronization user permissions, 1-8
- SoftPhone, 1-5

## **U**

- Using
  - Lookup Wizard, 1-2